

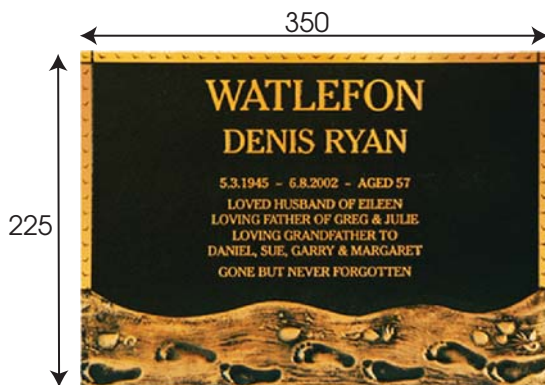
PLAQUE SIZE AND DIMENSIONS



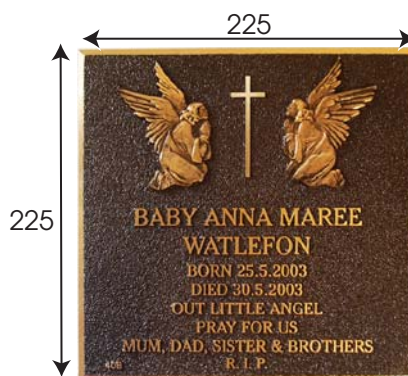
While the majority of plaques range from 75mm to 600mm, Phoenix Foundry can and have manufactured plaques ranging in size from 30mm to 2 meters or above.

> Specifying Dimensions

Width and Height dimensions need to be specified in millimeters with width first.




Specified as: **350 x 225mm**

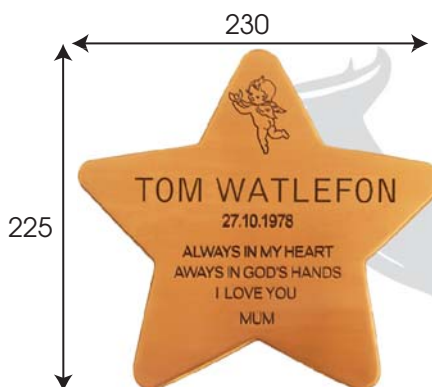


Specified as: **225 x 225mm**


Dimensions of more complex shapes are specified as the maximum horizontal width and maximum vertical height.



Specified as: **300 x 200mm**



Specified as: **230 x 225mm**



Specified as: **200 x 190mm**

Thickness is usually determined automatically depending on the width and height of a plaque.

Plaque Size (mm)	Up to 100	100 to 300	300 to 600	Over 600
Approximate Thickness (mm)	4	5	6	7 and over

A particular thickness can be specified, in consultation with Phoenix Foundry, to meet your design requirements.

